



25 years
Polish Leasing
Association



Polish Leasing Market in 2018

1. NUMBERS

The total value of new leasing volumes in Poland in 2018

82.6 PLN bn

The growth of Polish leasing industry in 2018 (y/y)

21.8%

2018 / 2017

Source: PLA

The total outstandings of Polish leasing industry

2017 **119.3** PLN bn

2018 **146.6** PLN bn

The growth of total outstandings at the end of 2018 (y/y)

22.8%

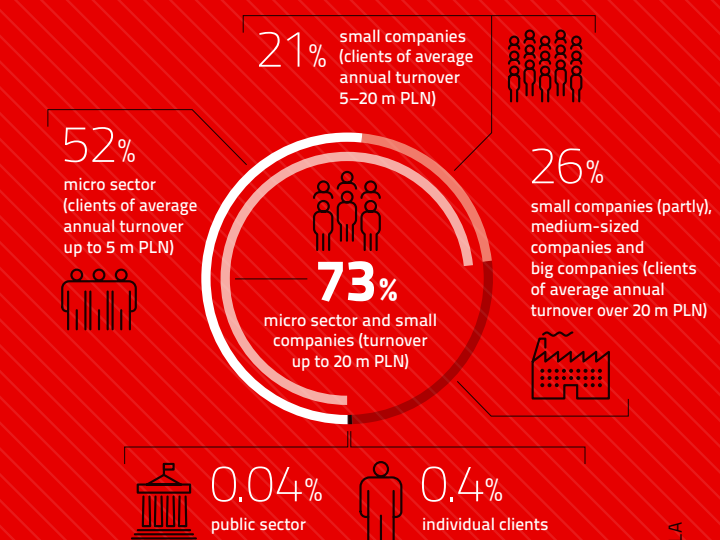
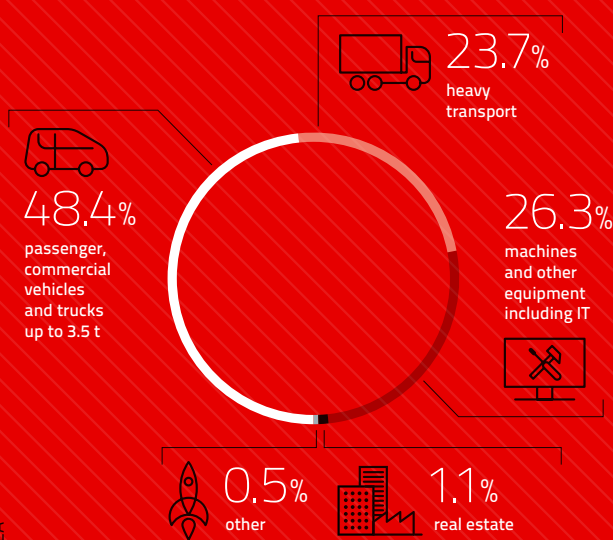
2018 / 2017

Source: PLA

2. STRUCTURE

Structure of financed assets in 2018

Assets financed by the leasing companies – according to annual turnover criteria (estimation)

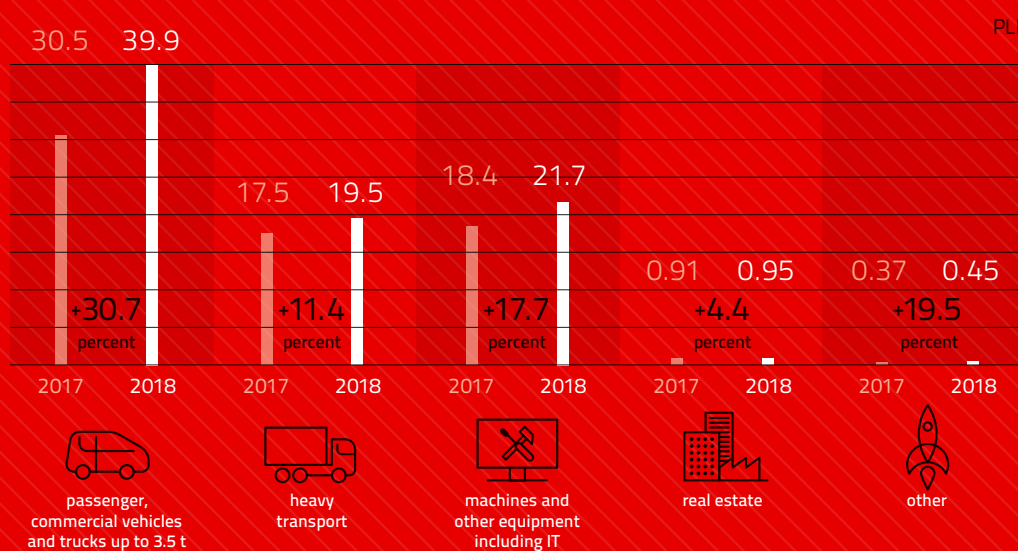


Source: PLA

Source: PLA

3. ASSETS

New lease volumes per asset type – % period on period 2018/2017 (PLN bn)



The total value of new leasing volumes

2017 **67.8** PLN bn

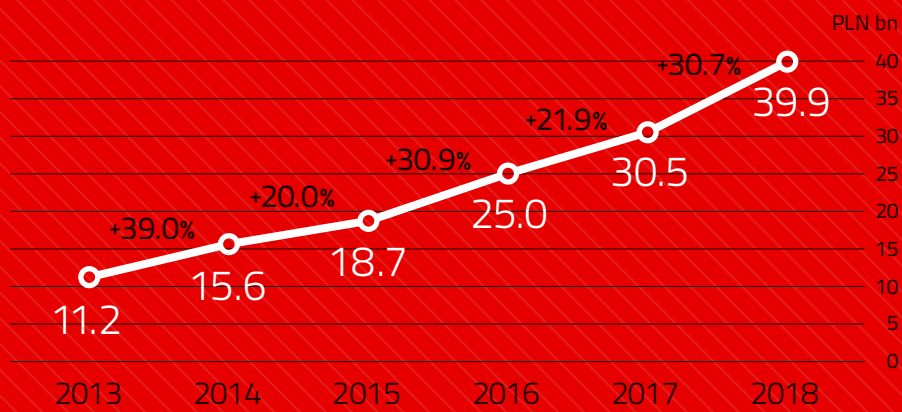
2018 **82.6** PLN bn

+21.8% (y/y)

Source: PLA

4. FINANCING OF THE CAR MARKET

Financing of passenger vehicles and trucks up to 3.5 tons by the leasing industry in 2013–2018 (operating lease, financial lease, investment loan)



The car market is growing thanks to company purchases.

74.1%

The share of companies in registration of light vehicles (passenger vehicles and trucks up to 3.5 tons; 2018)

67.4%

The share of leasing and car rental companies in registration of light vehicles to companies (2018)

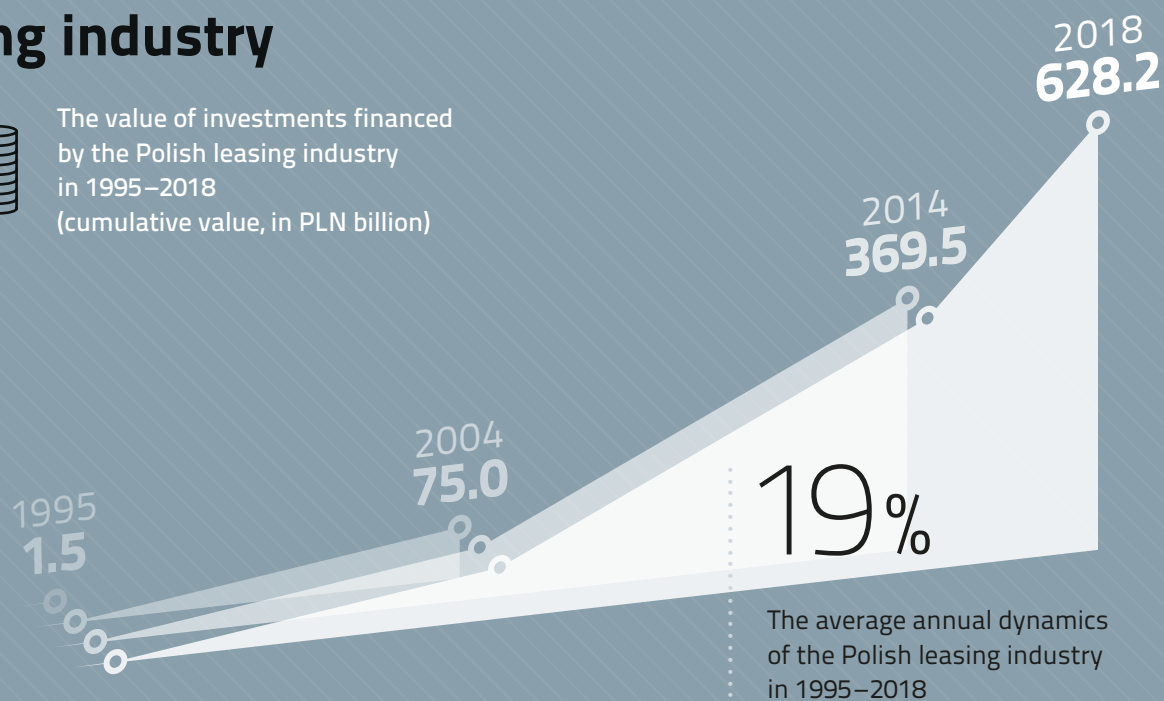
Source: PLA

Source: PLA / IBRM / Samat

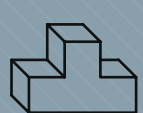
25 years of the Polish leasing industry



The value of investments financed by the Polish leasing industry in 1995–2018 (cumulative value, in PLN billion)



Source: PLA




Increased importance of the Polish leasing industry on the European leasing market



Source: PLA / Leaseurope



The role of leasing in financing of national investments is growing



Assets financed by leasing companies in the investment outlays in the economy (%) in 1995 and 2018 (F)

Source: PLA / Statistics Poland